




# FOX MOUNTAIN

*Start living on Mountain time.*




# FOX MOUNTAIN



*Stone Interior*

## STANDARD ON ALL FOX MOUNTAINS

- NORTHWOOD BUILT, INDEPENDENTLY CERTIFIED, OFF-ROAD CHASSIS
- FULLY WELDED, THICK-WALL ALUMINUM FRAME CONSTRUCTION
- ONE-PIECE, CORONA TREATED, CONTINUOUS FIBERGLASS
- HOT, POLYURETHANE LAMINATED, MULTI-LAYERED SUBSTRATE WALLS
- HIGH DENSITY BLOCK FOAM INSULATION
- LED EXTERIOR & INTERIOR UTILITY LIGHTING
- STAINLESS STEEL APPLIANCES
- SOLID SURFACE COUNTERTOPS
- INTERIOR COMMAND CENTER
- EXTERIOR CONVENIENCE CENTER
- 12-VOLT POWER LANDING GEAR
- CAREFREE TRAVL'R 12V AWNING
- w/ADJUSTABLE PITCH HARDWARE



*START LIVING ON  
MOUNTAIN TIME*



The logo for Fox Mountain, featuring a stylized mountain range and a fox's paw print above the text 'FOX MOUNTAIN'. The text is in a bold, outlined, sans-serif font.





*Bronze Interior*



**START LIVING  
on Mountain Time**



12 CU FT  
FRIDGE  
OPTION SHOWN

# FOX Mountain

**Standard On All Fox Mountains**

- Stainless Steel Appliances
- Solid Surface Countertops
- Interior Command Center
- Led Exterior & Interior Utility Lighting
- Exterior Convenience Center
- 12-volt Power Landing Gear
- Carefree Travl'r 12v Awning
- Northwood Built, Independently Certified, Off-road Chassis
- Fully Welded, Thick-wall Aluminum Frame Construction
- One-piece, Corona Treated, Continuous Fiberglass
- Hot, Polyurethane Laminated, Multi-layered Substrate Walls
- High Density Block Foam Insulation

## 235RLS




# FOX Mountain

**Standard On All Fox Mountains**

- Stainless Steel Appliances
- Solid Surface Countertops
- Interior Command Center
- Led Exterior & Interior Utility Lighting
- Exterior Convenience Center
- 12-volt Power Landing Gear
- Carefree Travl'r 12v Awning
- Northwood Built, Independently Certified, Off-road Chassis
- Fully Welded, Thick-wall Aluminum Frame Construction
- One-piece, Corona Treated, Continuous Fiberglass
- Hot, Polyurethane Laminated, Multi-layered Substrate Walls
- High Density Block Foam Insulation

## 325RKS




# FOX Mountain

## Standard On All Fox Mountains

- Stainless Steel Appliances
- Solid Surface Countertops
- Interior Command Center
- Led Exterior & Interior Utility Lighting
- Exterior Convenience Center
- 12-volt Power Landing Gear
- Carefree Travi'r 12v Awning
- Northwood Built, Independently Certified, Off-road Chassis
- Fully Welded, Thick-wall Aluminum Frame Construction
- One-piece, Corona Treated, Continuous Fiberglass
- Hot, Polyurethane Laminated, Multi-layered Substrate Walls
- High Density Block Foam Insulation

# 335BHS



Bronze Interior  
As seen here in the 325RKS



Stone Interior



Bronze Interior

# FOX MOUNTAIN



## Standard Construction Features

Northwood Built, Independently Certified, Off-Road Chassis  
Fully Welded, Thick-Wall Aluminum Frame Construction  
One-Piece, Corona Treated, Continuous Fiberglass  
Hot, Polyurethane Laminated, Multi-Layered Substrate Walls  
High Density Block Foam Insulation

## Standard Exterior Features

EZ Lube Axles w/Nev-R Adjust Forward, Self Adjusting Brakes  
Equaflex Axle Suspension System  
Aluminum Wheels / Tires & White Mod Spare  
Powered Sliding Stab Jacks, Rear  
All-Conditions/Four Seasons Insulation w/ R-18 Ceiling  
R-15 Reflective Foil Insulation in Slide / Roof  
Heated Holding Tanks and Dump Valves  
Fiberglass High Gloss Gel Coat Front Cap  
Custom Pin Box Cover  
Color-Keyed Sidewalls and Skirts  
Ebony Exterior Accents  
Diamond Plate Bumper Wrap  
LED Exterior Lighting  
Exterior Ladder  
Exterior Convenience Center  
Exterior Shower / Black Water Flush System  
Large Exterior Entry Grab Handle  
Carefree Travel'R 12V Awning w/Adjustable Pitch Hardware  
TV Antenna  
12-Volt Power Landing Gear  
Tinted, Safety Glass Windows  
Satellite Ready / Solar Ready  
LED Interior Utility Lighting  
Exterior Security Light

## Standard Heat Power & Water Equipment

Semi-Automatic Winterization / By-Pass System  
6 Gal DSI Gas/Elect Quick Recovery Water Heater  
13.5m BTU A/C w/ Condensation-Resistant Ducting

## Standard Interior Features

Interior Command Center  
Bedroom Carpet w/ Pad  
Contemporary Interior Styling  
Roller Bearing Drawer Glides  
Fabric Day/Night Shade Window Treatments  
LCD TV & DVD/CD AM/FM Player  
FanTastic Vent w/ Remote/Tstat/Rain Sensor in Bedroom

## Kitchen/Bathroom/Bedroom Features

Solid Surface Kitchen Countertops  
Stainless Steel Appliances  
Residential, Built-In Microwave  
High Output 3-Burner Range with Range Cover  
Designer Fox Mountain Backsplash / Ceiling Fan  
Extra Large Fridge (8 Cu Ft) w/ Raised Panels  
Porcelain, Foot-Pedal Toilet / Bath Skylight  
FanTastic Exhaust Vent in Bathroom  
Glass Shower Enclosure  
Camping Comfort Mattress & Bedspread  
Below Bed Storage  
Bedroom Pre-Wired & Blocked for Flat Screen  
Bedroom Roof Vent  
Pillow Shams  
Designer Headboard  
Shirt Wardrobe Cabinets  
Night Stand Top and Drawer  
Reading Lights  
Electrical Outlets

## Standard Safety Features

Break-Away Switch  
GFI Circuit Protection  
Smoke, LPG, & CO Leak Detector  
Fire Extinguisher  
Dead Bolt Lock on Entry Door  
Egress Windows (emergency escape)

## Options

Slide Awning Topper  
Ward Slide Topper (325RKS & 335BHS)  
CSA (Canadian dealers only)  
LCD TV Bedroom  
10 Cubic Foot Refrigerator  
15K A/C w/ Ducting  
Thermal Pane Windows  
Lounge Recliners (235RLS & 335BHS)  
2 Dinette Chairs (235RLS & 335BHS)  
Free-Standing Table w/ 2 Chairs (235RLS & 335BHS)



Model Number	235RLS	325RKS	335BHS
Dry Axle Weight (approx. Lbs.)	5860	8065	7762
Dry Hitch Weight (approx. Lbs.)	1375	1815	2054
Net Carrying Capacity	4265	3120	3684
Gross Dry Weight-lbs (approx. Lbs.)	7235	9880	9816
Gross Vehicle Weight Rating (GVWR)-Lbs.	11500	13000	13500
Exterior Length (approx. w/ hitch)	27'10"	34'11"	35'9"
Exterior Height (approx. incl. AC unit)	12'7"	12'10"	12'10"
Exterior Width (approx. w/o awning)	8'0"	8'0"	8'0"
Tire Size	ST225 75R15	ST235 80R16	ST235 80R16
Load Range	D	E	E
Fresh Water w/water heater (approx gal)	59	59	59
Gray Water Tank (approx. gallons)	42	40/35	35/35
Black Water Tank (approx. gallons)	36	36	35
LPG Capacity (approx. gallons)	14	14	14
CSA - Canadian Dealers Only	YES	YES	YES
Auto Ignition Furnace (1,000 BTU's)	30	30	35

\*All dry weights are calculated on full featured production units. Verify the towing capacity of your tow vehicle. If you don't know or aren't sure, you can ask your automotive dealership or contact your tow vehicle manufacturer. All weights above are average approximations and may vary. Weights are calculated before adding options.

Your Northwood Dealer



Updated May 2015