

# Reflection

GRAND DESIGN  
RECREATIONAL VEHICLES



*A Celebration of Luxury, Value and Towability!*

GRAND DESIGN  
RECREATIONAL VEHICLES





# FIFTH WHEELS



317RST, 337RLS & 357BHS



337RLS



317RST



317RST



323BHS



323BHS



12 cu ft REFRIGERATOR OPTION

317RST, 337RLS & 357BHS Only



303RLS



337RLS



OUTDOOR KITCHEN 323BHS & 357BHS Only

## KEY FIFTH WHEEL FEATURES

- LED Lighting Throughout
- Arctic Four Seasons Protection Package
- Tread-Lite Aluminum Entry Steps
- Life Size Residential Pantry
- Solar Prep Inlet
- Solid Surface Countertops
- All-in-One Heated Docking Station
- Power Awning w/Built in LED Light
- Unobstructed Pass-Thru Storage Area
- Pre-Wired For Backup Camera





# SUPER-LITE FIFTH WHEELS



# TRAVEL TRAILERS



## KEY SUPER-LITE FEATURES

- LED Lighting Throughout
- Arctic Four Seasons Protection Package
- Tread-Lite Aluminum Entry Steps
- Solid Surface Countertops
- Ductless Flooring Throughout Living Area
- All-in-One Heated Docking Station
- EZ Winterize And Siphon Fill Feature
- Power Awning w/Built in LED Light
- Unobstructed Pass-Thru Storage Area
- Pre-Wired For Solar & Backup Camera

## KEY TRAVEL TRAILER FEATURES

- LED Lighting Throughout
- Arctic Four Seasons Protection Package
- Tread-Lite Aluminum Entry Steps
- Solid Surface Countertops
- 84" Ceilings w/ 72" Slide Rooms (height)
- All-in-One Heated Docking Station
- EZ Winterize And Siphon Fill Feature
- Power Awning w/Built in LED Light
- Unobstructed Pass-Thru Storage Area
- Pre-Wired For Solar & Backup Camera



# FIFTH WHEELS

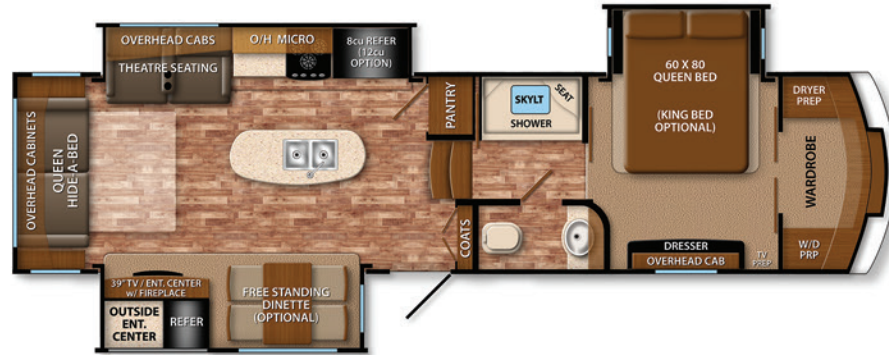
## 303RLS

UVW: 9,215 lbs.  
 Hitch: 1,660 lbs.  
 Length: 32' 11" \*  
 Height: 12' 0" \*\*  
 Capacities: 60gal. Fresh Water  
 75gal. Gray Water  
 43gal. Waste



## 317RST

UVW: 10,256 lbs.  
 Hitch: 2,028 lbs.  
 Length: 34' 11" \*  
 Height: 12' 6" \*\*  
 Capacities: 60gal. Fresh Water  
 75gal. Gray Water  
 43gal. Waste



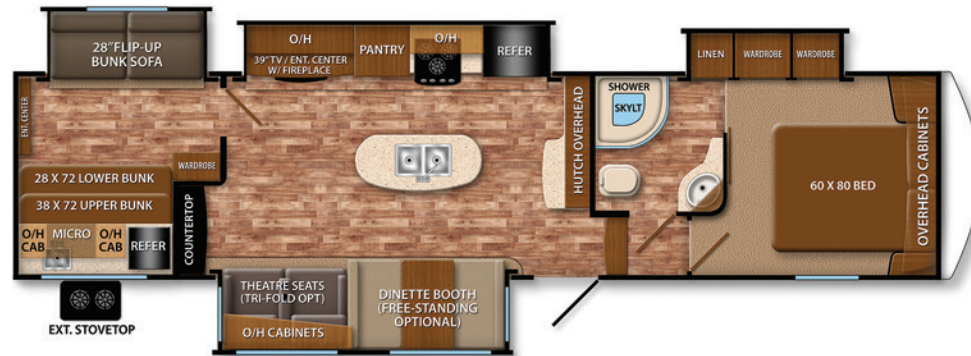
## 337RLS

UVW: 10,570 lbs.  
 Hitch: 2,090 lbs.  
 Length: 36' 1" \*  
 Height: 12' 6" \*\*  
 Capacities: 60gal. Fresh Water  
 75gal. Gray Water  
 43gal. Waste



## 323BHS

UVW: 10,708 lbs.  
 Hitch: 1,980 lbs.  
 Length: 37' 4" \*  
 Height: 12' 0" \*\*  
 Capacities: 60gal. Fresh Water  
 75gal. Gray Water  
 43gal. Waste



## 357BHS

UVW 12,395 lbs.  
 Hitch: 2,598 lbs.  
 Length: 41' 0" \*  
 Height: 12' 6" \*\*  
 Capacities: 60gal. Fresh Water  
 75gal. Gray Water  
 86gal. Waste



\* Hitch to rear  
 \*\*Optional 2nd AC adds additional overall height

# SUPER-LITE FIFTH WHEELS

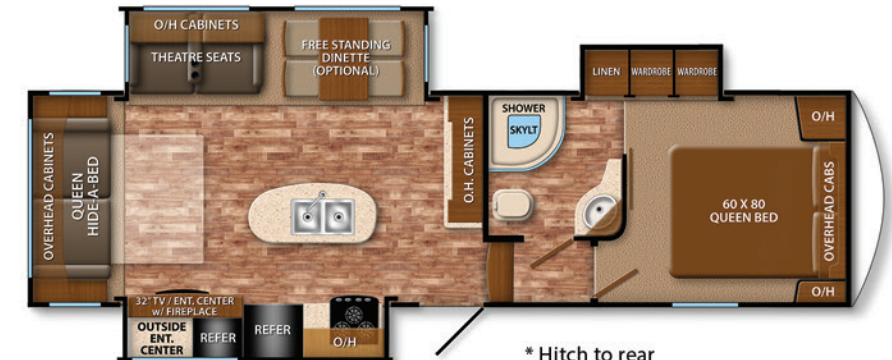
## 27RL

UVW: 8,013 lbs.  
 Hitch: 1,516 lbs.  
 Length: 30' 11" \*  
 Height: 12' 0" \*\*  
 Capacities: 60gal. Fresh Water  
 75gal. Gray Water  
 43gal. Waste



## 29RS

UVW: 8,356 lbs.  
 Hitch: 1,476 lbs.  
 Length: 30' 11" \*  
 Height: 12' 0" \*\*  
 Capacities: 60gal. Fresh Water  
 75gal. Gray Water  
 43gal. Waste



\* Hitch to rear  
 \*\*Optional 2nd AC adds additional overall height

# TRAVEL TRAILERS

## 308BHTS

UVW: 8,348 lbs.  
 Hitch: 940 lbs.  
 Length: 36' 7" \*  
 Height: 11' 4" \*  
 Capacities: 60gal. Fresh Water  
 75gal. Gray Water  
 43gal. Waste



## 313RLTS

UVW: 8,596 lbs.  
 Hitch: 1,146 lbs.  
 Length: 37' 3" \*  
 Height: 11' 4" \*  
 Capacities: 60gal. Fresh Water  
 75gal. Gray Water  
 43gal. Waste



\* Hitch to rear



# REFLECTION STANDARDS & OPTIONS

## EXTERIOR STANDARDS

- Aerodynamic Front Cap with Max Turn Radius
- Marine Grade LED Hitch Light (FW)
- LED "Night Lights" under bedroom slide (FW)
- EQUA FLEX Rubberized Suspension
- "Correct Track" Axle Alignment System (FW)
- Aluminum Wheels w/ E-Rated Tires
- 80% Tint Radius Safety Glass Windows
- Battery Kill Switch in Pass Thru Storage Area
- Extended Pin Box (FW)
- 30# LP Bottles (2)
- 30" Radius Entry Door
- Outside Speakers
- Outside Shower
- Factory Installed Roof Ladder
- Under Carriage Spare Tire & Carrier
- Hi Capacity Water Pump w/Int & Ext Switch
- "EZ" Winterize Water Heater Bypass Valve
- "EZ" Siphon Fresh Water Fill Feature

## INTERIOR STANDARDS

- Hand Rubbed Maple Cabinet Doors
- Solid Hardwood Drawer Fronts
- Louvered Tread Steps to Bedroom (FW)
- Solid Core Cabinet Stiles
- Predrilled and Screwed Cabinetry
- Ball Bearing Full Extension Drawer Glides
- Tri-Fold Hide-a-Bed Sofa (model specific)
- Wall Hugger Theatre Seating
- Deep Overhead Cabinets in Slide Out
- Large Panoramic Slide Room Windows
- Premium Beauflor Flooring w/ 7 Year Warranty
- Ductless flooring Throughout Living Area
- Residential Style Window Treatment

## CONSTRUCTION

- Gel Coated Tan Fiberglass Exterior
- Residential 5" Truss Rafters (16" O.C.)
- Walk On Roof Decking
- Fiberglass & Thermofoil Roof and Front Cap Insulation
- One Piece Roof Membrane w/12 Year Warranty
- Easy Access Low Point Drain Valves
- Extra Large Fresh Water Drain Valve

## CONSTRUCTION Featuring

- Laminated Aluminum Framed Rear Wall (R-9)
- Laminated Aluminum Framed Side Walls (R-9)
- Laminated Aluminum Framed Roof & End Walls in Slide Rooms
- Aluminum Framed Main Floor (R-30)
- Residential Wood Framed Roof (R-34)

## KITCHEN

- Solid Surface LG Brand Countertops
- Gunstock Fixtures & Hardware
- Deep, 50/50 Kitchen Sink with 3.5" drains
- Hi Rise Kitchen Faucet w/Pullout Sprayer
- Residential Style Microwave
- Hardwood galley slide trim moldings & end caps

## BATHROOM

- Neo Radius Shower Doors (N/A on Bedslides)
- WideView Skylight Over Shower
- Heat Duct & AC Vents in Bathroom
- Custom Designed Shower Pan & Surround
- Power Vent Fan
- Extra Large Lav Top with Acrylic Sink
- Large Medicine Cabinet with Mirror

## BEDROOM

- King Size Wardrobe
- Black Label Pillowtop Mattress
- Oversized Underbed Storage
- Residential Bedspread
- Bedroom Heat Registers
- Closeable A/C Vents
- TV & Cable Prep

## ENDLESS SUMMER PACKAGE (MANDATORY)

- Residential Cabinetry
- Solid Surface Countertops
- Aluminum "Tread Lite" Entry Steps
- Metal Slam Baggage Doors w/Magna Latch
- 8cu Double Door Refrigerator
- 17.8 Gal./Hr. Quick Recovery Water Heater
- Porcelain Toilet w/Foot Pedal Flush
- Hi Rise Faucet w/Pullout Sprayer
- Universal All-In-One Docking Station
- Black Tank Flush
- Radius Fireplace

## POWER PACKAGE (MANDATORY)

- One Touch® Electric Awning w/LED Light
- One Touch® Electric Front Stabilizer Jacks
- AM/FM/CD/DVD/Bluetooth Stereo System
- Hi Definition LED Television (Living Area)
- 50 AMP Electrical Service
- Wired & Framed For 2nd A/C in Bedroom
- Detachable Power Cord w/LED Light
- Power Rear Stabilizer Jacks



## ARCTIC FOUR SEASONS PROTECTION PACKAGE

- 35k BTU High Capacity Furnace
- Double Insulated Roof & Front Cap
- Thermofoil Wrapped Frame & Subfloor (beneath main holding tanks)
- Heated & Enclosed Underbelly
- Ducted Heat to Pass Thru Storage Area (FW)
- Heated & Enclosed Dump Valves (FW)
- Zero Degree Extended Season Enjoyment

## OPTIONS

- Free Standing Table & Chairs
- Dual Pane Windows
- 12cu ft. Refrigerator (317RST, 337RLS, 357BHS)
- 60" Tri-Fold IPO Theatre Seating (Bunk Models)
- 2nd A/C 13.5k BTU Ducted
- U-Lounge (308BHTS only)
- Super Sofa (Bunk models only)
- King Bed (Bed Slide Models)



Because of our commitment to continuous product improvement, Grand Design RV reserves the right to change components, standards, options, specifications, and materials without notice and at any time. Photos may show optional equipment which may not be included in the standard purchase price of the featured unit. Be sure to review current product details with your local dealer before purchasing.

Your Local Dealer is: