

DYNAMAX 

WE'RE PERFORMANCE DRIVEN



DynaQuest XL

At **Dynamax** reaching a higher standard is not an option,
DynaQuest XL - Model 390 Shown with the Ivory exterior paint scheme



it's a tradition.



Contents

A Higher Standard

- 4-5 Legendary Dynamax
 Attention to Detail
- 6-7 Details Make the Difference
- 8-9 Everyday Luxury and Comfort
 Inside the Coach
- 10-11 Winning Attention to Detail -
 DynaQuest XL Indianapolis
 500 Special Edition
- 12-13 360° of Style and Substance -
 DynaQuest XL 360 -
 Quick Silver Paint
- 14-15 Inviting Living Spaces
 DynaQuest XL 360 -
 Slate Gray Interior
- 16-17 Travel at a Higher Level
 DynaQuest XL 340 -
 Russet Ridge Paint with
 Garnet Interior
- 18-19 Optimum Versatility
 DynaQuest XL 340 -
 Russet Ridge Paint with
 Garnet Interior

Construction Features

- 20-21 Steel Frame Construction
- 22-23 Freightliner and Cummins -
 A Powerhouse of Engineering
- 24-25 Decor and Paint
- 26-27 Floorplans
- 28-29 Crafted to Perfection

Features and Options

- 30-31 Standard Features
 and Options

DynaQuest XL's sleek aerodynamic front transition cuts through air more efficiently than a bus style motorhome, providing better fuel economy and handling. All DynaQuest XL models are equipped with box awnings and slide toppers, painted to match the body. Other standard features include fully automatic satellite dome, low profile roof air conditioners and chrome dual trumpet air horns. Model 390 shown in Ivory.



A Vehicle Designed with **Legendary** Attention to Detail

We specialize in engineering motorcoaches designed to fit your lifestyle.



From the day the Dynamax brand originated, a progressive vision has set these prestigious vehicles apart. Built to perform at a higher standard of excellence that goes beyond what meets the eye, Dynamax is driven by an unending pursuit for precision and quality inside out *and* in-between. Over the years, legendary product integrity and customer loyalty have combined to build a powerful brand. The foundation for success has been simple. Start with a solidly engineered

OEM cab chassis platform and concentrate on building a cohesively engineered muscle car style coach on it. At Dynamax there are no corners to cut – only curves. Dynamax delivers with revolutionary radius curved sidewalls, eye catching paint schemes and styling that flows with the OEM body lines. The resulting product is visually appealing and structurally solid, with aerodynamic properties that improve maneuverability for a better driving experience.





DynaQuest XL - This Model 390 features a triple slide out. The 27' full wall slide out on the roadside of the coach helps create an incredibly spacious living, kitchen and dining area. Style details include: a diagonal ceramic tile floor, expandable Corian® dinette table with two free-standing cherry hardwood dinette chairs and two easy to stow cherry hardwood folding chairs. The kitchen has Corian® countertops, a two-burner stove top, an over the range convection/microwave oven and a stainless steel residential refrigerator. Shown with optional 26' LED/LCD TV.

Details Make the Difference

At Dynamax, each detail is carefully handcrafted to exceed your expectations. Premium carpet, upholstery, flooring, cabinets, countertops and lighting options reflect a higher standard. Name brand entertainment features and appliances including residential refrigerators, washers and dryers, convection microwaves and more enhance your travel experience. Up to three slideouts are available, (depending upon the model selected) to maximize floorplan versatility.



Expandable ultra leather sofa configures three ways: As a standard sofa (shown left), or an L-sofa with a flip-up foot rest or as a hide-a-bed with an air inflation mattress.

DynaQuest XL
Model 390



DynaQuest XL is standard equipped with LED tail lights, eight docking lights and a stainless steel stone guard on rear. (Ivory paint scheme)



Everyday Luxury and Comfort

Solid hardwoods are a hallmark of Dynamax interior styling. Rich tones surround you everywhere throughout the coach. Generous sleeping quarters styled with fabulous fabric textures and patterns create visual interest. Our design team is renown for exacting attention to detail and clever use of storage space.

This Alabaster slide out bedroom suite's standards include: a queen size bed with a Serta mattress, and Stained Cherry hardwood nightstands. Side slide windows enhance flow cross ventilation. The full wall slide out has a double door shirt closet, two storage drawers and a full length wardrobe closet equipped with an optional combination washer/dryer. The bath is outfitted with a Corian® countertop, cherry hardwood cabinets and a macerator toilet with water saving two-stage flush.





Driver and passenger ultra leather captain's chairs swivel to enlarge living room seating area. The entertainment center has a 55" LED/LCD TV, Blu-Ray DVD player, AM/FM receiver and a sound bar with a powered subwoofer, all standard in the DynaQuest XL Model 390, shown in Alabaster with Stained Cherry hardwoods.



DynaQuest XL

Model 390 shown with custom 100th Anniversary Indy 500 paint scheme

Winning Attention to Detail

Dynamax built this performance driven DynaQuest XL Special Edition to honor the 100th Anniversary of the Indianapolis 500. Every detail was considered from the impressive 5-step body paint to the distinctive interior complete with luxury appointments. Custom embroidered black ultra leather upholstery and Stained Cherry hardwood sets the tone for subtle elegance throughout the cab and living area. The driver and passenger captains chairs swivel to face the living area, creating additional seating when off the road.



Appointments including a free standing, residential dinette and matching black Corian® countertop create continuity of design. The entertainment center includes a huge 55" LED/LCD TV, plus a sound bar with tweeter, mid-range and base. The sub woofer is housed in a cabinet below. Elegant Stained Cherry hardwood cabinets and 18" ceramic tile flooring complete the look.



Master bedroom details include a radiused cherry framed mirror etched with the anniversary logo and a 32" LED/LCD TV



This luxury bathroom features a large radiused shower with skylight

360° of Style and Substance



DynaQuest XL

Model 360 shown in Quick Silver exterior paint, plus optional Girard® power awning with wind sensor and remote.



DynaQuest XL Model 360 living area, shown in Natural Cherry with our cool, classic Slate Gray decor. High end amenities include a 32" LED/LCD TV, Blu-Ray DVD player, ultra leather hide-a-bed sofa with air mattress, captains chairs and a dream dinette.



The Intellitec Multiplex Lighting System with memory is accessible from four locations throughout the DynaQuest XL. This convenient system allows the user to completely shut down all of the 12-Volt lighting, from ceiling to floor, by holding one button down for a few seconds. Controls are located in the overhead console cab area, entry door, bathroom (near the vanity sink), and in the bedroom overhead cabinet.



This spacious bedroom slide out includes a queen size bed with a Serta® mattress. Easy to access under bed storage provides plenty of room for extra gear. The bedroom dresser includes two shirt closets, and a 32" LED/LCD TV. Shown with optional Bose® integrated sound system in Slate Gray decor.



This bathroom features a Natural Cherry hardwood wardrobe cabinet and is prepped for an optional combination washer/dryer. Standards include a porcelain macerator toilet with a water saving two stage flush and a convenient wall mounted control for the Fantastic Vent fan.





Model 360 shown with Slate Gray interior and optional ceramic tile flooring in kitchen, dining and bath areas. Kitchen features include Natural Cherry hardwood cabinets with raised panel doors, Corian® countertops, an over the range convection microwave oven and a 10 cubic foot refrigerator.

Inviting Living Spaces

Take Your **Traveling Experience** to a Higher Level



DynaQuest XL 340

Shown with Russet Ridge exterior paint scheme



Model 340, shown with Garnet interior and Natural Cherry hardwood, features a Flexsteel® hide-a-bed sofa and optional two-tone ultra leather dream dinette.



DynaQuest XL Model 340 has four large exterior storage compartments on the curb side of the coach with a rear pass through compartment. Powder coating inside and out, inhibits exterior storage compartment corrosion.

DynaQuest XL - Optimum Versatility

From rear facing captain's chairs, to footrest equipped sofas and convertible dinettes that function as sleeping accommodations with storage space, DynaQuest XL's furnishings are truly versatile.



Model 340, shown in Garnet and Natural Cherry hardwood, with optional two-tone ultra leather captain's chairs that swivel to increase seating in the living area. The dream dinette easily lowers to create an additional sleeping area. Dinette seat bases are hinged for storage access or to service components.



This Garnet bedroom slide out includes a queen size bed with a Serta® Mattress. The large neo-angle shower features a domed skylight for added light and headroom in the shower. The bath has a Natural Cherry hardwood medicine cabinet and a vanity a with Corian® countertop.

All slide out walls are welded and laminated within the sidewall to insure that the contour is consistent.



Radiused, laminated one-piece fiberglass roof is standard on all models.



Sidewalls and roof frames are constructed with heavy gauge 1½" x 1½" aluminum tubing. All through-wall and roof cut outs are boxed in with aluminum tubing. (Most manufacturers install wood to rout out their openings; wood has a tendency to rot over time.)

Exterior storage compartments are powder coated, inside and out, to inhibit corrosion.

Steel floor frames are mounted on urethane isolators to dampen chassis noise and vibration. These isolators also allow the cab and the motorhome body to move as a single complete assembly. (Most models)

Dynamax installs commercial grade hitches with tow ratings up to 20,000 lbs., depending on model selection.

Steel Frame Construction

Dynamax - Durable By Design

Getting you on the road for a worry free experience is what it's all about. All Dynamax products are backed up with the best warranties in the business.



Body contours channel air flow up and around the motorhome cutting through wind, while increasing fuel economy and optimizing aerodynamics.

Steel floor frames on all models are E-Coated for superior corrosion resistance. This dipping process coats both the inside and outside of the steel tubes.



Construction Features



Easy access battery bank, leveling system controls and generator



Deutsch heavy-duty, water-tight, bulk connectors with two 3,000 watt power inverters shown



Easy access water bay and 50 amp power land line



Hydraulic HWH push-button self leveling system and rear air ride suspension

 Steel Frame Construction



Freightliner Service Network

Freightliner's industry leading support network begins with over 400 Freightliner dealer locations across North America. Plus, 162 Freightliner ServicePoint Facilities integrated with Travel Centers of America locations across the country offer certified repair and warranty work.

Freightliner's Customer Assistance Center provides a 24 hours a day, 7 days a week hot line available with a toll free number (1-800-FTL-HELP) for technical support, to arrange roadside assistance or towing services, or to locate the nearest dealer or service center.

A Powerhouse of Engineering

Engine:

Cummins ISC-8.3L Diesel


- 2010 EPA/CARB Emission Certification
- 350 Horsepower @ 2,000 RPM
- 1,000 lb. ft. of Torque @ 1,400 RPM
- 2,200 RPM Governed
- 275 Amp Alternator
- Allison 3,200 TRV Six Speed Automatic
- 12,000 lb. Front Axle
- 21,000 lb. Single Rear Axle
- (2) 50 Gallon Fuel Tanks, 100 Gallon Capacity
- 6 Gallon Diesel Exhaust Fluid Tank



DynaQuest XL:
Available in 32' to 39' lengths



With tilt and telescoping functions, the steering wheel provides a "just right" fit every time.



Transmission: Allison

- Smooth full power automotive shifts for fast acceleration and plenty of torque to handle steep grades with ease
- Transmission technology monitors RPM, load and road conditions
- Senses when to downshift to control speed on downhill grades



TRUCK RV SERIES

Easy Access *Engine access is just under the hood, outside the coach – so service is a breeze.*



Construction Features

Ultra Leather

Window & Furnishings

Alabaster



Cappuccino



Chocolate Truffle



Garnet



Slate Gray



Ivory



Russet Ridge



Mocha

Bedding



Pillows



Premium Flooring




Construction Features



Briarwood



Quick Silver

 Decor and Paint



A U-shaped Dinette is available on the DQ320XL

DQ320XL



DQ340XL

Key Dimensions:	320	340	360	380	390
GVWR	33,000 lb.	33,000 lb.	33,000 lb.	33,000 lb.	33,000 lb.
GCWR	54,000 lb.	54,000 lb.	54,000 lb.	54,000 lb.	54,000 lb.
Overall Length	33' 2"	34' 11"	35' 9"	38' 7"	40' 5"
Exterior Width	8' 5"	8' 5"	8' 5"	8' 5"	8' 5"
Wheelbase	226"	243"	247"	270"	289"
Overall Exterior Height (Includes Standard 13,500 BTU Roof Air Conditioner and or Dome)	12' 5"	12' 5"	12' 5"	12' 5"	12' 5"
Interior Height	7' 0"	7' 0"	7' 0"	7' 0"	7' 0"
Fuel Capacity	100 Gallons	100 Gallons	100 Gallons	100 Gallons	100 Gallons
Water Capacities					
Fresh	85 Gallons	85 Gallons	85 Gallons	85 Gallons	96.5 Gallons
Gray	44 Gallons	44 Gallons	44 Gallons	44 Gallons	44 Gallons
Black	44 Gallons	44 Gallons	44 Gallons	44 Gallons	44 Gallons
LPG Capacity: 20.3 Gallons/85 lb.	■	■	■	■	■



DQ360XL



DQ380XL



DQ390XL

Crafted to Perfection

Here's where old world craftsmanship meets cutting edge technology. Dynamax builds with rich natural solid hardwoods to produce the same exceptional cabinet construction found in finer homes.



Raised panel door detail



Dovetail construction



Pocket screws for structural integrity



Hand rubbed finishes optimize grain definition



Clear coated natural hardwood doors bring out the luster



CNC routed custom Corian® countertops



Custom louvered doors



Dividing walls and cabinets are reinforced for added strength



Contemporary Posi-Lock hardware secures cabinets and drawers

5-Step Paint From Start to Finish

Making a big statement is all in a day's work for Dynamax paint specialists. Virtually any logo, graphic or design can be digitally enlarged for precise masking and painting. This painstaking process is shown below with the 100th Anniversary Indianapolis 500, DynaQuest XL Special Edition. This prestigious 5-step paint process really shines with three coats of clear sanded and buffed, for a distinctively polished finish.



Digitally plotted, spray mask is carefully applied




Construction Features



DynaQuest XL
100th Anniversary Indianapolis 500,
Special Edition shown with
matching stacker trailer.

Legendary Five Step Paint - Three on-site 25' x 60' down draft bake booths can apply any custom paint option you can dream up.

 **Craftsmanship**

Standard Features

Dynamax models are loaded with standard features for years of carefree travel.

Chassis Type:

■ 2012 Freightliner M-2

■ GVWR – 33,000 lbs.

Chassis Features – Engine:

■ Cummins ISC - 8.3L Diesel

■ 2010 EPA/CARB Emission Certification

■ 350 Horsepower @ 2,000 RPM

■ 1,000 lb. ft. of Torque @ 1,400 RPM

■ 2,200 RPM Governed

Engine Equipment:

■ 275 Amp Alternator

■ 2 Alliance Model 1131, Group 31, 12 Volt Maintenance Free Batteries with 1,850 CCA

■ Chassis Battery Shut Off Switch in Cab Mounted by Drivers Seat

■ Cummins 18.7 CFM Air Compressor

■ C – Brake by Jacobs

■ Engine After Treatment Device, Automatic Over the Road Regeneration & Dash Mounted Regeneration Request Switch

■ 6 Gallon Diesel Exhaust Fluid Tank

■ 1,100 Square Inch Aluminum Radiator

■ 1,000 Watt/115 Volt Block Heater

Transmission & Equipment:

■ Allison 3,200 TRV Six Speed Automatic

■ Push Button Electronic Shift Control, Dash Mounted

■ Transmission Electronic Oil Level Check

■ Synthetic Transmission Fluid

Front Axle, Suspension & Equipment:

■ 12,000 lb. Front Axle

■ Cast Iron Front Brake Drums

■ Power Steering

■ 2 Quart See Through Power Steering Reservoir

■ 12,000 lb. Taperleaf Front Suspension

■ Front Sway Bar

Rear Axle, Suspension & Equipment:

■ 21,000 lb. Quiet Ride Single Rear Axle

■ 4.78 Rear Axle Ratio

■ Synthetic 75W-90 Rear Axle Lube

■ Cast Iron Rear Brake Drums

■ Airliner 21,000 lb. Rear Suspension

■ Dual Instant Response Rear Suspension Leveling Valves

Brake System:

■ Air Brakes with 4 Wheel ABS

■ Brake Line Air Dryer with Heater & Integral Reservoir

■ Auto Drain Valve on all Air Tanks

■ Quick Disconnect Fitting with Tire Inflation Kit

Frame:

■ 11/32" x 3-1/2" x 10-15/16" Steel Frame

Fuel Tanks & Equipment:

■ Left & Right Hand 50 Gallon Rectangular Aluminum Fuel Tanks – 100 Gallon Fuel Capacity

■ Fuel Filter / Water Separator with Primer Pump

■ Equiflo Inboard Fuel System

■ Auxiliary Fuel Supply & Return Ports (Generator)

Tires:

■ Front Tires: Michelin XZE2 275/80R22.5 (14 Ply Radials)

■ Rear Tires: Michelin XZE2 275/80R22.5 (14 Ply Radials)

Wheels:

■ Front: Freightliner Bevel Turbo 22.5 x 8.25 Polished Aluminum Wheels

■ Rear: Freightliner Bevel Turbo 22.5 x 8.25 Polished Aluminum Wheels
(*Note: Only Outside Rims Are Polished)

Cab Exterior:

■ Aluminum Cab

■ Rubber Mounted

■ Chrome Grille

■ Chromed Air Intake Grille

■ Rectangular Amber Fog Lights

■ Daytime Running Lights

■ Chrome Heated & Remote Mirrors with 8" Convex Mirrors Mounted Under Primary Mirrors

■ Tinted Door Glass with Tinted Operating Wing Windows

■ Electric Powered Windows

■ 2 Gallon Windshield Washer Reservoir

Cab Interior:

■ Gray Vinyl Interior

■ Dash Mounted Ash Tray & Lighter

■ Alarm Clock in Dash

■ 2 Cup Holders in Dash

■ Dash Air Conditioning

■ Dual Reading Lights

■ Electric Door Locks

■ Driver & Passenger Air Suspension Seat Pedestals

■ Driver & Passenger Seats Swivel

■ 3 Point Driver & Passenger Seat Belts

■ 18" Leather Wrapped Steering Wheel

Controls & Instruments:

■ Tilt & Telescoping Steering Column

■ Wood Grain Instrument Panels

■ Low Air Pressure Light & Buzzer

■ 2" Primary & Secondary Air Pressure Gauges

■ Electronic Cruise Control

■ Digital Display of Odometer, Trip Odometer, Engine Hour, Voltage & Diagnostics

■ 2" Electric Fuel Gauge – Reads Drivers Side Fuel Tank Only

■ Engine Coolant Temperature Gauge

■ 2" Transmission Oil Temperature Gauge

■ Engine Oil Pressure Gauge

■ Multi – Band AM/FM/WB/CB Left Hand Mirror Mounted Antenna

■ Speedometer

■ Electronic 3,000 RPM Tachometer

■ Windshield Wipers with Delay

■ Marker Lights with Separate Interrupter Switch

■ One Valve Parking Brake System with Warning Indicator

Exterior Features:

■ Paint: – Option # 1: Mocha

– Option # 2: Briarwood

– Option # 3: Quick Silver

– Option # 4: Russet Ridge

– Option # 5: Ivory

Hydraulic Jacks

■ Four Point Semi – Automatic Leveling Jacks

■ Four Point Fully – Automatic Leveling Jacks (Optional)

Hitch

■ 15,000 lb. Hitch Capacity – 1,500 lbs. Tongue Weight/15,000 lbs. Pulling Weight (Standard)

■ 7 Way Flat Pin Tow Connection (Standard)

■ 20,000 lb. Hitch Capacity – 2,000 lbs. Tongue Weight/20,000 lbs. Pulling Weight (Optional)

■ Brake Controller – (Optional)

Awning:

■ Carefree Colorado Box Awning (Standard)

■ Girard Power Awning with Wind Sensor & Remote (Optional)

■ Window Awning (Optional)

■ Lighted Grab Handle at Entry Door

■ Trimark Keyless Entry System – Entry Door & Trunk (Optional)

■ Power Step at Entry Door

Exterior Storage Compartments:

■ Aluminum Compartment Doors

■ E – Coated Steel Compartment Boxes

■ Lights in Compartments

■ Tank Covers with Rotating Fuel Doors

Rear Trunk:

■ Lighted

■ 12 Volt & 110 Volt Receptacles

■ 6 Docking Lights:

– 1 in Drivers Side Rear Wheel Flare

– 1 in Passenger Side Rear Wheel Flare

– 4 in Rear Bumper;

– 1 in Left Rear Corner of Bumper

– 1 in Right Rear Corner of Bumper

– 2 - One Each Side of License Plate in the Center of the Bumper

■ Exterior Mounted LP Gas Grill (Optional)

■ AC/DC portable Refrigerator/Freezer (Optional)

Interior Features:

■ Interior Decors:

– Option # 1: Chocolate Truffle

– Option # 2: Cappuccino

– Option # 3: Slate Gray

– Option # 4: Garnet

– Option # 5: Alabaster

■ Hardwood Cabinets:

– Option # 1: Natural Cherry (Light)

– Option # 2: Stained Cherry (Medium)

– Option # 3: Early American Cherry (Brown Tones)

– Option # 4: Mahogany (Red Tones)

– Option # 5: Natural Maple

■ Deluxe Hidden Cabinet Door Hinges

■ Posi-lock Latches on Cabinet Doors

■ 32" LED/LCD TV in Living Area (Models DQ320-XL, DQ340-XL, DQ360-XL & DQ380-XL)

Optional Features



All slide out models are equipped with slide toppers painted to match the exterior



Radiused steel framed, automotive style door with a two-stage catch and dead-bolt system



Aqua-Hot hydronic heating system



- 55" LED/LCD TV in Living Area (Model DQ390-XL)
- Satellite Dome: Fully Automatic (Standard)
- *Satellite Dome: In-motion (Optional)*
- *Satellite Dish: Fully Automatic (Optional)*

Lighting:

- Intellitex Multiplex Lighting System Multi-point Switching
- "All Off" Feature located in 3 Locations: *This Feature Allows the User to Completely Shut Down All 12 Volt by holding One Button Down in the Following Areas: Driver & Passenger Cockpit, Entry Door, Bed Room
- Flush Mounted Halogen Ceiling Lights
- Floor Lighting Through Out
- Sony Blu-ray Home Theatre AM/FM/CD/DVD Surround Sound System (Standard)
- Deluxe Padded Ceiling
- Décor Wallboard

Window Treatments:

- Day/Night Pleated Shades
- Matched Fabric Lambrequins

Furniture:

- Lexington Comfort Lounge (Standard)
- (2) 19" x 19" Removable Cormar® Tables mounted in Front of Sofa (Standard on DQ320-XL)
- Flexsteel® Hide-A-Bed Sofa with Dual Foot Rests (Optional)
- U-shaped Booth Dinette in Place of the Sofa on Model DQ320-XL (Optional)
- Roof Vents: Fantastic Fan Thermostatically Controlled with Rain Sensor (Standard)

Safety Features:

- LP Gas Leak Detector
- 12 Volt Carbon Monoxide Detector
- Smoke Detector
- Fire Extinguisher

Kitchen Features:

- Corian® Countertop with Integrated Double Bowl Sink & Sink Covers
- Keyed Ceramic Tile Backsplash (Models DQ320-XL, DQ360-XL & DQ380-XL)
- Single Handle Faucet with Pull Out Spray Head
- 2 Burner LP Cook Top (Standard)
- *Electric 2 Burner Cook Top ILO LP Gas (Optional)*
- Over the Range Convection Microwave

Refrigerator:

- Norcold 10 cu. ft. Stainless Steel (Standard)
- *Norcold 10 cu. ft. with Icemaker Stainless Steel (Optional)*

Dinette:

- Lexington Front & Rear Facing Dinette Seating with Inner Sprung Seating Area, "Dream Dinette" with Hardwood Table Top (Models DQ340-XL, DQ360-XL, DQ380-XL & DQ399-XL)

- 120 Volt Receptacle
- *Free Standing Dinette with Chairs DQ380-XL (Optional)*

Flooring:

- Pergo (Standard)
- Hardwood (Standard)
- *Ceramic Tile in Lieu of Hardwood (Optional)*
- *Ceramic Tile Laid Diagonally with Contrasting Keyed Inserts in Living Room, Kitchen & Bathroom (Optional)*

- *Polished Ceramic Tile Laid Diagonally with Contrasting Keyed Inserts in Living Room, Kitchen & Bathroom (Optional)*

Bath Room:

- Corian® Lavatory Top with Integrated Sink
- Keyed Ceramic Tile Backsplash
- Deluxe Hardwood Medicine Cabinet
- One Piece Fiberglass Shower with Skylight
- China Macerator Toilet with Two Stage Flush
- Fantastic Vent Fan
- *Combination Vented Washer/Dryer Is Available on All Models (Optional)*

Bedroom:

- 32" LED/LCD TV in Bedroom
- *Bose Integrated Sound System for Bedroom (Optional)*

Flooring:

- Deluxe Sculpted Carpet
- Hardwood Wardrobes
- Designer Bedspread & Pillow Shams
- Fantastic Vent Fan: Thermostatically Controlled with Rain Sensor (Standard)

Driver & Passenger

Compartment:

- Color Back Up Camera
- *Two Side View Cameras (Optional)*
- *GPS Navigation System (Optional)*
- Lexington Driver & Passenger Captain's Chairs in Ultra Leather
- AM / FM / CD In Dash Radio
- *CD Changer with RF Modulator (Optional)*
- *CB Radio (Optional)*
- Roof Mounted Dual Air Horns

Construction Highlights:

Floor:

- Heavy Duty 4" E – Coated Steel Floor Frame Mounted on Rubber Isolators

Walls:

- Radiused & Laminated Side Walls
- Square Tube Aluminum Framed Sidewalls with all thru Wall Cut Outs Framed in Aluminum

Windows:

- Panoramic Bonded & Dark Tinted Roof:

- One Piece Radiused & Laminated Square Tube Aluminum Framed
- One Piece Outer Fiberglass Skin

Insulation:

- Floor: R-11 Solid Block Foam
- Sidewalls & Roof: R-8 Solid Block Foam

Cab:

- Steel Cage Connecting Cab to Sidewalls & Roof
- Aerodynamic Front Fiberglass Transition
- Molded Fiberglass Rear Cap with Trunk

Slide Out:

- Living Room: Hydraulic
- Side Cross Flow Vent Windows (N/A on Model DQ360-XL)
- Bed Room: Hydraulic
- Side Cross Flow Vent Windows

Utilities:

Heating:

- 42,000 BTU LP Gas Furnace (Models DQ320-XL, DQ340-XL, DQ360-XL & DQ390-XL)
- 30,000 BTU LP Gas Furnace in Rear & 20,000 BTU LP Gas Furnace in Dinette in Front DQ380-XL
- Single Thermostat For Heating & Cooling
- *Hydro Hot Heating System (Optional)*

Electrical:

- Three Group 31 AGM, 315 AMP/ Hour Coach Batteries
- *Three 4D AGM, 630 AMP/ Hour Coach Batteries (Optional)*
- 1,000 Watt Inverter (Standard)
- *3,000 Watt Inverter (Optional)*
- **Note: Requires Up Grade to 4D Battery Option*
- 50 Amp Land Line
- Onan 6.0 KW Diesel Generator (Standard)
- *Onan 8.0 KW Diesel Generator (Optional)*
- *Auto Generator Start (Optional) * Note: Requires Up Grade to 3,000 Watt Inverter & 4D Battery Options*
- *DynaPower Package (Optional)*
- 8.0 Generator
- *Auto Generator Start*
- *3,000 Watt Inverter*
- *Three 4D AGM Batteries*
- Coach Battery Disconnect in living Area

Cooling:

- Dual Low Profile Roof Air Conditioners – 13,500 BTU
- *Dual Low Profile Roof Air Conditioners – 15,000 BTU with Heat Pump (Optional)*

Plumbing & Water System:

- On-Demand Tank Less LP Gas Water Heater
- 12 Volt High Capacity Water Pump
- Heat Pads on Gray & Black Water Tanks
- *Exterior Park Cable Hookup (Optional)*
- *Power Water Hose Reel & Power 50 Amp Land Line (Optional)*

Choose the appropriate hitch for your towing needs, 15,000 lb. is standard; 20,000 lb. is an available option



The professional cockpit is designed with lots of leg room. DynaQuest XL includes power windows, cruise control, tilt and telescoping steering column, tinted glass and overhead directional reading lamps. Many drivers option the sophisticated GPS navigation system.



All Dynamax models are under-coated



Etched mirrors with custom artwork

Power, Prestige and Precision From Dynamax

Dynamax's reputation for elegantly styled body lines and head-turning paint is renown. Dynamax owners are indulged in first-class comfort with standout amenities that are second to none. Contemporary conveniences like brand name appliances and dramatic Multiplex lighting amp up the "ahh" factor.

For the motorhome enthusiast, the drive is as important as the destination. We start with a commercial grade chassis designed to exceed the comfort and safety demands of professional drivers. Our signature curved design handles cleanly, cutting cross winds for a smoother, more stable and aerodynamic ride. Engine access is just under the hood, so service is a breeze. Dynamax offers up to 5' of metal for front crush zone protection. The result...total engineering synergy from one end to the other, mile after mile, year after year.

Experience the complete package. Luxury living inside with head-turning good looks outside – all in a fun to own package – hand crafted by Dynamax.

This DynaQuest XL Model 360 is shown with Quick Silver full body paint.



WE'RE PERFORMANCE DRIVEN

2745 Northland Dr. ■ Elkhart IN 46514
888-295-7859 ■ www.dynamaxcorp.com

*Actual towing capacity is dependent on your particular loading and towing circumstances, which includes GVWR, GAWR and GCWR, as well as adequate trailer brakes. Please refer to the Owners Manual of your vehicle for further information. Floor plans, features and specifications are subject to change without notice.
11/11/1.5 ©2011 Dynamax*



Learn More
Scan this barcode using a QR Reader on your smart phone to learn more about Forest River.



A Berkshire Hathaway company.